POWERED BY Field Promax. Schedule a demo now

KPI Dashboard Template

Timeline			
Task Name	**Start Date**	**End Date**	**Duration (Days)**
Task / Project 1	5/1/2025	5/15/2025	14
Task / Project 2	5/20/2025	6/1/2025	12
Task / Project 3	5/30/2025	6/15/2025	16
Task / Project 4	6/4/2025	6/23/2025	19
Task / Project 5	7/5/2025	7/15/2025	10
Task / Project 6	7/6/2025	7/28/2025	22

Budget			
Projected	**Spent**	**Remaining**	**Remaining Budget %**
$ 15,000.00	$ 800.00	$ 14,200.00	95%

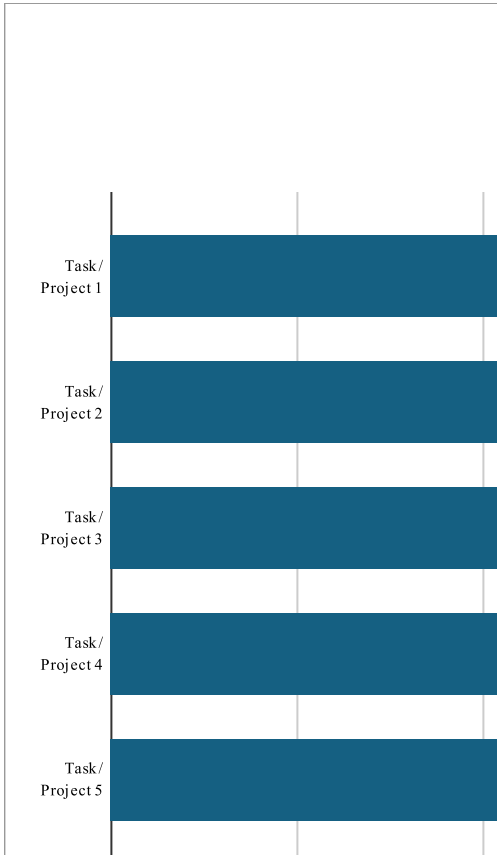

Cost Summary

Budgeted Costs	Actual Costs	Over/Under
$ 15,000.00	$ 16,942.50	$ (1,942.50)

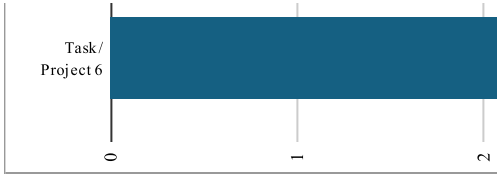

Task Priority Levels

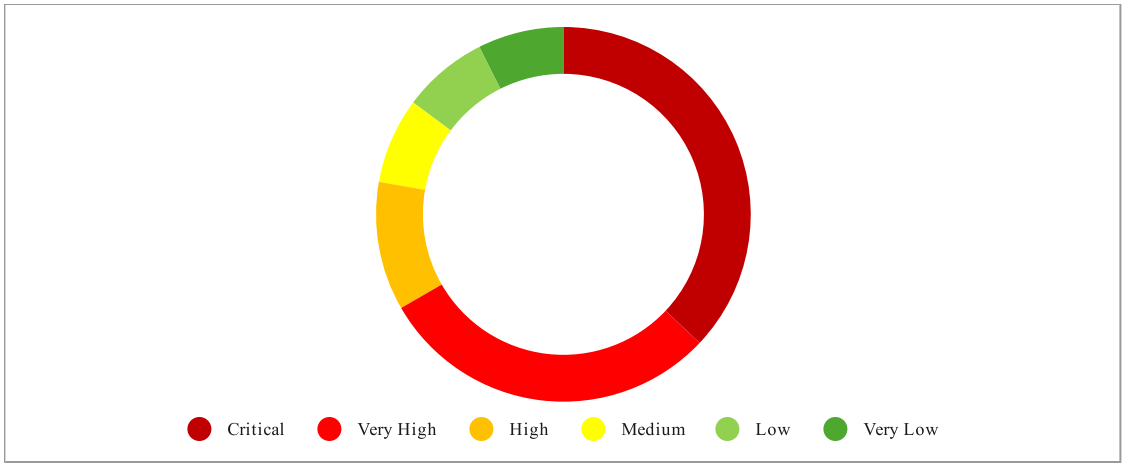

Ta

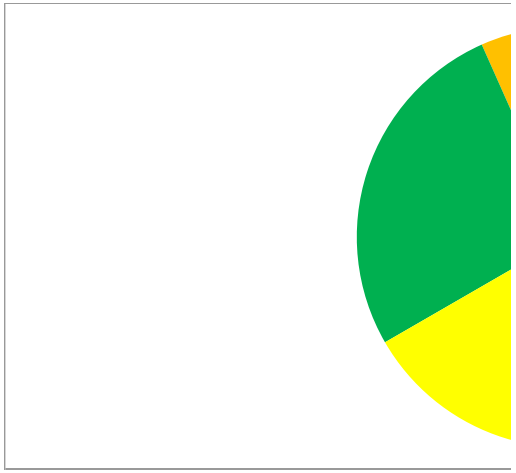

Task Priority Levels

Status	Count	Percentage
Critical	10	37%
Very High	8	30%
High	3	11%
Medium	2	7%
Low	2	7%
Very Low	2	7%
Total	27	100%

Ta

Task Status
Not Started
In Progress
Complete
Overdue
On Hold
Total

Workload Analysis

Name	Hourly Rate	Monthly Capacity	Allocated	Resource Availability
Brad	$15.00	160	152	8
Nicole	$15.00	160	80	80
Jane	$15.00	80	62	18

Bob	$15.00	160	152	8
Michael	$15.00	80	40	40
Ashley	$30.00	160	134	26
Mark	$30.00	80	40	40

Resource Planning

Name	Description / notes	Price (unit /per hour)	
Wood panels	Priced per unit	$	3.15
Concrete	Bag of 60 lb	$	4.50
Leveling machine	Hourly rental cost	$	150.00

Timeline



Yearly Profit/Loss Overview

Revenue	Expenses	Profit/Loss	Profit Margin %
$ 278,000.00	$ 155,000.00	$ 123,000.00	44%

Revenue

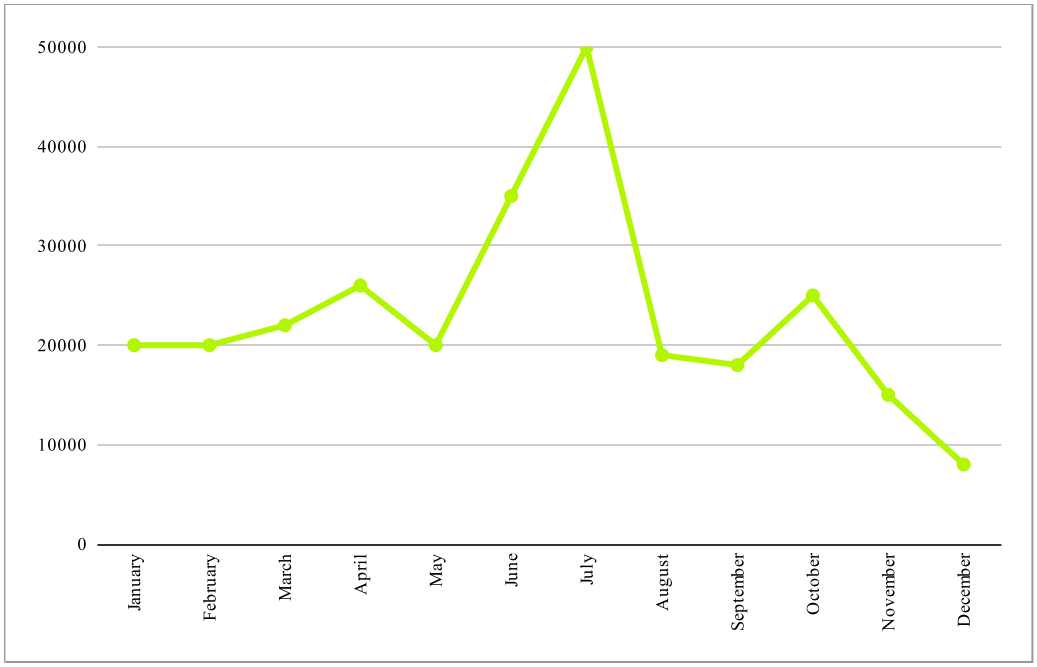

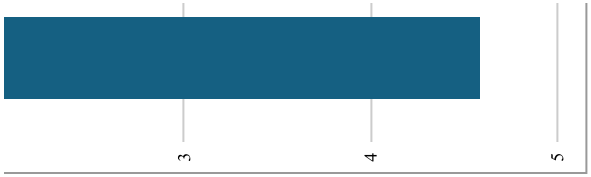

ask Status

ask Status

Count	Percentage
100	44%
50	22%
60	27%
10	4%
5	2%
225	100%

Utilization Rate	Cost
95.00%	$2,280
50.00%	$1,200
77.50%	$930

Monthly Revenue Breakdown

January	$	20,000.00
February	$	20,000.00
March	$	22,000.00
April	$	26,000.00
May	$	20,000.00
June	$	35,000.00
July	$	50,000.00
August	$	19,000.00
September	$	18,000.00
October	$	25,000.00
November	$	15,000.00
December	$	8,000.00
Total	$	278,000.00

Quarterly Revenue

Quarter 1	$	62,000.00
Quarter 2	$	81,000.00
Quarter 3	$	87,000.00
Quarter 4	$	48,000.00
Total	$	278,000.00

95.00%		$2,280
50.00%		$600
83.75%		$4,020
50.00%		$1,200
Project Labor Costs	**$**	**12,510.00**

Quantity		Cost
150	$	472.50
80	$	360.00
24	$	3,600.00
	$	-
Other Project Costs	**$**	**4,432.50**

Expenses

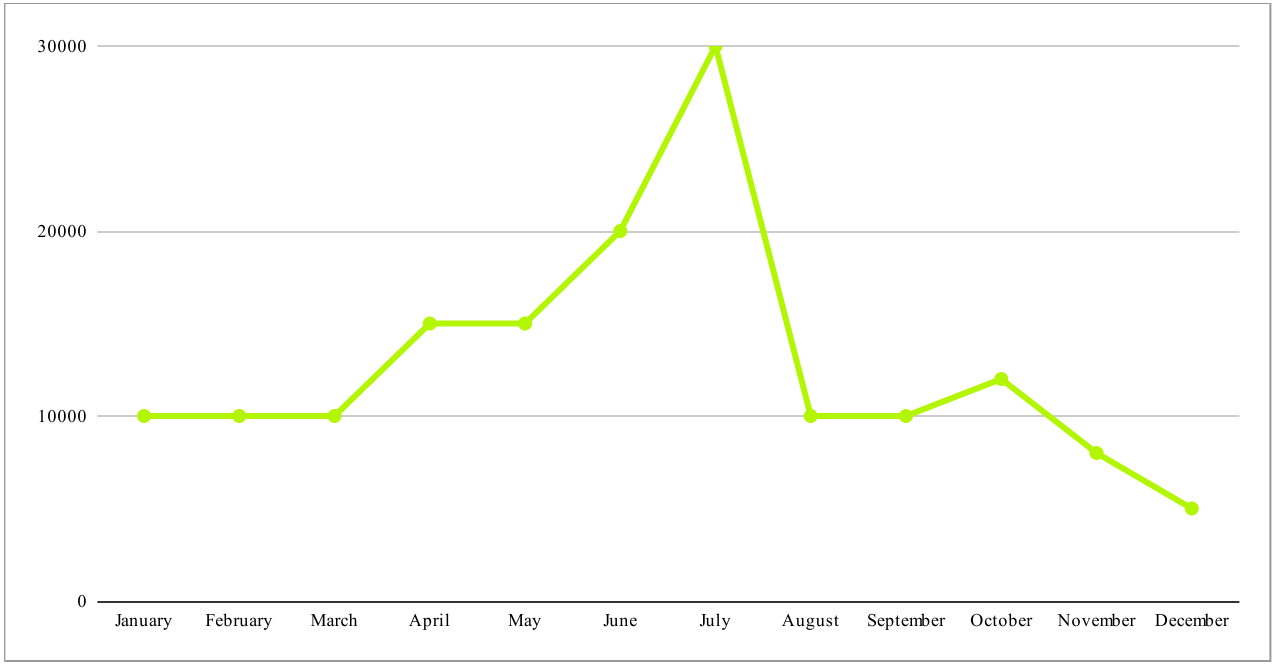
30000
20000
10000
0
January
February
March
April
May
June
July
August
September
October
November
December

Monthly Expenses Breakdown		
January	$	10,000.00
February	$	10,000.00
March	$	10,000.00
April	$	15,000.00
May	$	15,000.00
June	$	20,000.00
July	$	30,000.00
August	$	10,000.00
September	$	10,000.00
October	$	12,000.00
November	$	8,000.00
December	$	5,000.00
	$	155,000.00

Quarterly Expenses Breakdown		
Quarter 1	$	30,000.00
Quarter 2	$	50,000.00
Quarter 3	$	50,000.00
Quarter 4	$	25,000.00
Total	$	155,000.00